

OVH Domains

Table of Contents

- 1 Registrar Module Features
- 2 Installing OVH Domains
- 3 Creating Packages
 - 3.1 Welcome Email


Registrar Module Features

Register	Renew	Transfer	DNS Management	Email Forwarding	ID Protection	EPP Code	Pri
YES	YES	YES	YES	NOT YET	NOT YET	YES	

*Orange statuses mean that the feature is supported but not controlled through the Domain Manager
** Note also that pricing import prices returned by OVH are either Canadian Dollars or Euros depending on your endpoint, so those currencies must be installed and have a valid exchange rate in order to have prices imported into a different currency.

Installing OVH Domains


1. Visit [Packages] > [Domain Options] > [TLDs] > Registrars.
2. Click the "Install" button within the OVH Domains module listing.




OVH Domains (ver 1.0.0)

Author: [Phillips Data, Inc.](#)

Install



The module was successfully installed.



Manage OVH Domains

Add Account Group

Add Account

Accounts

There are no Accounts.

Groups

There is no Account Group


OVH Domains - Add Account

Application Key

Secret Key

Consumer Key

Endpoint

ovh-eu 

Add Account

Option	Description
--------	-------------

Application Key	Enter the Application Key provided by OVH.
Secret Key	The Secret Key provided by OVH.
Consumer Key	The Consumer Key provided by OVH.
Endpoint	Select the desired endpoint, either ovh-eu or ovh-ca.

Creating Packages

Welcome Email

The "Tags" section describes tags that may be used in the welcome email. The welcome email content is inserted into the "Service Creation" email template under [Settings] > [Company] > [Emails] > Service Creation. Only details unique to this service should be entered into the welcome email section for the package.

Sample Email

This sample email could be used in the Package Welcome Email section to help you get started. Be sure to enter content for your welcome email in both the HTML and Text sections.

Your new domain is being processed and will be registered soon!

Domain: {service.domain}

Thank you for your business!