

Mass Mailer

Table of Contents

- 1 About Mass Mailer
- 2 Tie-Ins*
- 3 Installing Mass Mail
- 4 Usage
- 5 Using the Mass Mailer
- 6 Creating a Mailing job
 - 6.1 Client Filtering Options
 - 6.2 Service Filtering Options
 - 6.3 Package Filtering Options
 - 6.4 Module Filtering Options
 - 6.5 Compose Mail
 - 6.6 Client Tags
 - 6.7 Service Tags
 - 6.8 Preview Mailing

About Mass Mailer

Mass Mailer is a plugin that allows the administrator to send bulk emails to clients. You can choose which customers you would like to send the email to, and it uses the cron job to send so it works in the background.

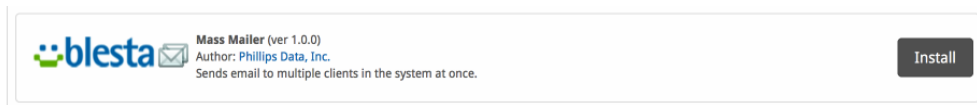
Tie-Ins*

Widgets	Nav Links	Client Cards	Automation Tasks	Email Templates	ACL Permissions	Search	Ev
NONE	YES	NONE	YES	NONE	YES	NONE	

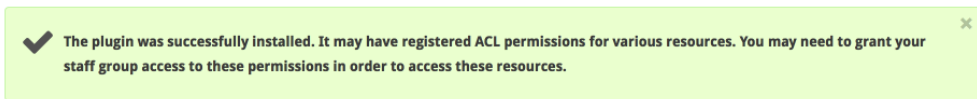
** Plugins are powerful and are not limited to the tie-ins listed above, these are just some of the most common*

Installing Mass Mail

To install the Mass Mailer plugin, visit [Settings] > [Company] > [Plugins] > Available, and click the "Install" button for Mass Mailer.



A message will be displayed, indicating that the plugin was successfully installed.



Usage

The plugin registers a link within the Tools menu called "Mass Mailer".

Using the Mass Mailer

When you click onto the Mass Mailer [Tools] > [Mass Mailer], you will see the Mass Mailer Jobs box, this will show you mailing jobs pending or completed.

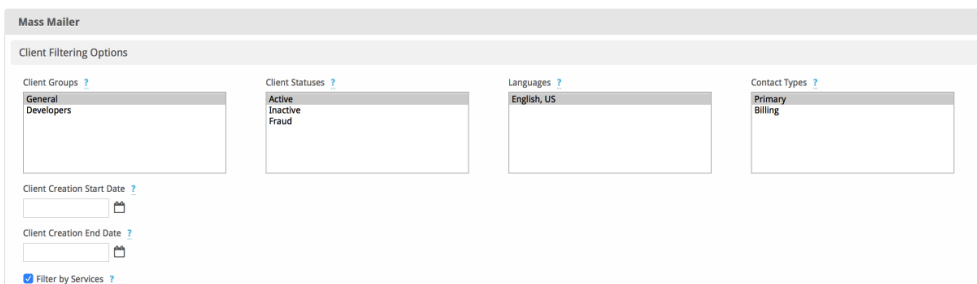


Creating a Mailing job

Click on the "+" on the mailing jobs box to create a mailing job.

Client Filtering Options

The Client Filtering Options section consists of the following options:



Field Name	Description
Client Groups	Clients must belong to one of the selected groups.

Client Statuses	Clients must belong to one of the selected statuses.
Languages	Clients must have their language set to one of the selected languages.
Contact Types	Contacts must belong to one of the selected types.
Client Creation Start Date	Clients must have been created on, or after, this date. Leave this field blank to ignore it.
Client Creation End Date	Clients must have been created on, or before, this date. Leave this field blank to ignore it.
Filter by Services	If this option is checked, clients must also match the service filtering criteria.

Service Filtering Options

The Services Filtering Options section consists of the following options:

Service Filtering Options

Renews By ?

Service Statuses ?

Active

Canceled

Pending

Suspended

In Review

Package/Module ?

☒ Package

☐ Module

Field Name	Description
Renews By	Services must renew on, or before, this date. Leave this field blank to ignore it.
Service Statuses	Services must be in one of the selected statuses.
Package / Module	Services will be further filtered by either package or module.

Package Filtering Options

The Package Filtering Options section consists of the following options:

Package Group Filter

All

Selected Packages ?

Available Packages

Blesta Monthly Unbranded

DirectAdmin Bronze

☐ Include for all Services ?

Export

Continue

Field Name	Description
Package Group Filter	Select the "Package Group" from the dropdown to locate available packages easier, otherwise you can see all the package by selecting "All".
Selected Packages	Services must belong to one of the selected packages.
Include for all Services	If this option is checked, all services will be included. Contacts will, potentially, receive multiple emails; one for every matching service. If unchecked, contacts will only receive one email, which will contain the first matching service.

Module Filtering Options

The Module Filtering Options section consists of the following options:

Module ?

BuycPanel

☐ Include for all Services ?

Export

Continue

Hello {contact.first_name} {contact.last_name},

This is just an email to let you know that we have changed the server that your {package.name} is hosted on. Please note you won't need to do a thing and can log into your {module.name} account the same way you did before on your client area.

Kind regards,
Your Name
Company Name

Client Tags

The Client Tags consists of the following:

Tags	Description	Notes
{client.id_code}	ID	e.g. "1501"
{client.status}	Status	e.g. "Active"
{contact.first_name}	First Name	
{contact.last_name}	Last Name	
{contact.company}	Company Name	
{contact.address1}	Address 1	
{contact.address2}	Address 2	
{contact.city}	City	
{contact.state}	State	
{contact.country}	Country	
{contact.zip}	Zip / Postal code	
{contact.email}	Email Address	
{contact.date_added}	Member Date	e.g. "2016-05-05 11:18:56"

Due to the nature of tag objects containing several fields, many of which are likely irrelevant for use in email templates, but may be useful to you in certain circumstances, a dump of the tags are shown below.

The {contact} object

```
stdClass Object
(
    [id] => 1
    [client_id] => 1
    [user_id] =>
    [contact_type] => primary
    [contact_type_id] =>
    [first_name] => Bill
    [last_name] => Lang
    [title] =>
    [company] => Phillips Data, Inc.
    [email] => yourname@yourdomain.com
    [address1] => PO BOX 25423
    [address2] =>
    [city] => Anaheim
    [state] => CA
    [zip] => 92825
    [country] => US
    [date_added] => 2016-05-05 11:16:56
    [contact_type_name] =>
    [contact_type_is_lang] =>
)
```

The {client} object

```
stdClass Object
(
    [id] => 1
    [id_format] => {num}
    [id_value] => 1500
    [user_id] => 2
    [client_group_id] => 1
    [primary_account_id] =>
    [primary_account_type] =>
    [status] => active
    [id_code] => 1500
    [contact_id] => 1
    [first_name] => Bill
    [last_name] => Lang
    [company] => Phillips Data, Inc.
    [email] => yourname@yourdomain.com
    [address1] => PO BOX 25423
    [address2] =>
    [city] => Anaheim
    [state] => CA
    [zip] => 92825
    [country] => US
    [group_name] => General
    [company_id] => 1
    [username] => yourname@yourdomain.com
    [two_factor_mode] => none
    [two_factor_key] =>
    [two_factor_pin] =>
    [date_added] => 2016-05-05 11:16:56
)
```

Service Tags

The Service Tags consists of the following:

Tags	Description	Notes
{package.name}	Package Name	e.g. "DirectAdmin Bronze"
{package.description}	Package Text Description	
{package.description_html}	Package HTML Description	
{package.status}	Package Status	e.g. "Active"
{service.name}	Label	
{service.date_added}	Date Added	
{service.date_renews}	Date Renews	
{service.date_last_renewed}	Date Last Renewed	
{service.date_suspended}	Date Suspended	
{service.date_canceled}	Date Canceled	
{service.status}	Status	e.g. "Active"
{module.name}	Module Name	
{module.label}	Module Row Label	

Due to the nature of tag objects containing several fields, many of which are likely irrelevant for use in email templates, but may be useful to you in certain circumstances, a dump of the tags are shown below.

**Notice:**

Please note that the tags may vary depending on the module. We are using the DirectAdmin module for these examples.

The {service} object

```
stdClass Object
(
    [id] => 1
    [parent_service_id] =>
    [package_group_id] => 1
    [id_format] => {num}
    [id_value] => 1
    [pricing_id] => 1
    [client_id] => 2
    [module_row_id] => 2
    [coupon_id] =>
    [qty] => 1
    [override_price] =>
    [override_currency] =>
    [status] => active
    [date_added] => 2016-05-05 11:44:22
    [date_renews] => 2016-06-05 11:44:22
    [date_last_renewed] =>
    [date_suspended] =>
    [date_canceled] =>
    [id_code] => 1
    [fields] => Array
        (
            [0] => stdClass Object
                (
                    [key] => direct_admin_domain
                    [value] => stellarvps.com
                    [serialized] => 0
                    [encrypted] => 0
                )

            [1] => stdClass Object
                (
                    [key] => direct_admin_email
                    [value] => youremail@yourdomain.com
                    [serialized] => 0
                    [encrypted] => 0
                )

            [2] => stdClass Object
                (
                    [key] => direct_admin_ip
                    [value] => 62.65.82.167
                    [serialized] => 0
                    [encrypted] => 0
                )

            [3] => stdClass Object
                (
                    [key] => direct_admin_password
                    [value] => 01283hekles98i12ayhew834854juhfredw
                    [serialized] => 0
                    [encrypted] => 1
                )

            [4] => stdClass Object
                (
                    [key] => direct_admin_username
                    [value] => stellar
                    [serialized] => 0
                    [encrypted] => 0
                )
        )
)
```

```

    )

    [package_pricing] => stdClass Object
    (
        [id] => 1
        [package_id] => 1
        [pricing_id] => 1
        [term] => 1
        [period] => month
        [price] => 5.0000
        [setup_fee] => 0.0000
        [cancel_fee] => 0.0000
        [currency] => USD
    )

    [package] => stdClass Object
    (
        [id] => 1
        [id_format] => {num}
        [id_value] => 1
        [module_id] => 3
        [name] => DirectAdmin Bronze
        [description] =>
        [description_html] =>
        [qty] =>
        [module_row] => 2
        [module_group] =>
        [taxable] => 0
        [single_term] => 0
        [status] => active
        [company_id] => 1
        [prorata_day] =>
        [prorata_cutoff] =>
    )

    [options] => Array
    (
    )

    [name] => stellarvps.com
)

```

The {module} object

```

stdClass Object
(
    [host_name] => directadmin-dev.blesta.com
    [name_servers] => Array
    (
        [0] => dns1.blesta.com
        [1] => dns2.blesta.com
    )

    [name] => DirectAdmin
    [label] => DirectAdmin 1
)

```

The {module} object

```

stdClass Object
(
    [id] => 1
    [id_format] => {num}
    [id_value] => 1
    [module_id] => 3
    [name] => DirectAdmin Bronze
)

```

```

[description] =>
[description_html] =>
[qty] =>
[module_row] => 2
[module_group] =>
[taxable] => 0
[single_term] => 0
[status] => active
[company_id] => 1
[prorata_day] =>
[prorata_cutoff] =>
[id_code] => 1
[email_content] => Array
(
    [0] => stdClass Object
        (
            [lang] => en_us
            [html] => <p>
Your DirectAdmin account is now active, details below:<br />
<br />
Domain: {service.direct_admin_domain}<br />
Username: {service.direct_admin_username}<br />
Password: {service.direct_admin_password}<br />
<br />
To log into DirectAdmin please visit https://{module.host_name}:2222<br />
Please update your name servers as soon as possible to the following:<br />
<br />
{% for name_server in module.name_servers %}<br />
Name server: {name_server}{% endfor %}<br />
<br />
Thank you for your business!</p>

            [text] => Your DirectAdmin account is now active, details below:

Domain: {service.direct_admin_domain}
Username: {service.direct_admin_username}
Password: {service.direct_admin_password}

To log into DirectAdmin please visit https://{module.host_name}:2222
Please update your name servers as soon as possible to the following:

{% for name_server in module.name_servers %}
Name server: {name_server}{% endfor %}

Thank you for your business!
        )
    )

[pricing] => Array
(
    [0] => stdClass Object
        (
            [id] => 1
            [pricing_id] => 1
            [package_id] => 1
            [term] => 1
            [period] => month
            [price] => 5.0000
            [setup_fee] => 0.0000
            [cancel_fee] => 0.0000
            [currency] => USD
        )
    )

[meta] => stdClass Object
(
    [ip] => 62.65.82.167
    [package] => TestUserPackage
    [type] => user

```

```

    )

    [groups] => Array
    (
        [0] => stdClass Object
        (
            [id] => 1
            [name] => DirectAdmin
            [description] =>
            [type] => standard
            [company_id] => 1
            [allow_upgrades] => 1
        )
    )

    [option_groups] => Array
    (
    )

    [ip] => 62.65.82.167
    [package] => TestUserPackage
    [type] => user
)

```

If you have made a mistake you can click back and when you are finished click "preview".

Preview Mailing

Preview Mailing

Total contacts to be emailed: 1

Sample Email

From: Bill Lang <bill_lang@stellarvps.net>

Subject: Re: Testing

HTML

Text

Hello Terry Bull,

This is just an email to let you know that we have changed the server that your DirectAdmin Bronze is hosted on. Please note you won't need to do a thing and can log into your DirectAdmin account the same way you did before on your client area.

Kind regards,

Bill Lang

StellarVPS Management

Back

Send

On the "Preview Mailing" page you can see the total number of contacts which will be emailed, as-well as the HTML and Text versions of the email you are sending. When you are happy with it, click on the "Send" button and it will be added to your Mailing Jobs which will be sent when the next cron job runs. If your server crashes the cron will pick itself up where it left off.