

IP Unblocker

Table of Contents

- 1 About IP Unblocker
- 2 Tie-Ins*
- 3 Installing IP Unblocker
- 4 Activating IP Unblocker
- 5 Notes
- 6 Common Issues

About IP Unblocker

IP Unblocker is a plugin that works in conjunction with cPanel and Directadmin servers running the software firewall CSF and LFD. LFD can block IP addresses of users that login repeatedly with the wrong credentials. This plugin provides a means for clients to unblock their own IP address should that happen to them.


Tie-Ins*

Widgets	Nav Links	Client Cards	Automation Tasks	Email Templates	ACL Permissions	Search	Ev
NONE	NONE	NONE	NONE	NONE	NONE	NONE	

* Plugins are powerful and are not limited to the tie-ins listed above, these are just some of the most common

Installing IP Unblocker


To install the IP Unblocker plugin, visit [Settings] > [Company] > [Plugins] > Available, and click the "Install" button for IP Unblocker.




IP Unblocker (ver 1.0.0)
Author: Phillips Data, Inc.
A plugin for Blesta that integrates with cPanel and DirectAdmin to unblock blacklisted IPs

Install

A message will be displayed, indicating that the plugin was successfully installed.



The plugin was successfully installed. It may have registered ACL permissions for various resources. You may need to grant your staff group access to these permissions in order to access these resources.



Activating IP Unblocker

To activate the service management tab "Unblock IP" for your cPanel and Directadmin servers, edit your packages under [Packages] and move it from "Available Plugins" to "Assigned Plugins" within the **Plugin Integration** section, as shown below:

Plugin Integration
Assigned Plugins ?

IP Unblocker

<

>

Available Plugins

Module
cPanel

When clients click the "Manage" button next to their services for which IP Unblocker is assigned, they will see a new "Unblock IP" management tab.

Information

Actions

Statistics

Unblock IP

Return to Dashboard

Manage Gold - blesta.eu

Package

Gold

Label

blesta.eu

Creation Date

Apr 06, 2020

Billing Cycle

1 Month

Status

Active

Renew Date

Aug 06, 2020

Next Invoice

Aug 01, 2020

Recurring Amount

\$10.00

Actions

Change Package

Clicking the tab, will give the option of unblocking their IP address, by clicking the "Unblock IP" button.

Information

Actions

Statistics

Unblock IP

Return to Dashboard

Manage Gold - blesta.eu

Unblock IP

192.168.13.37

Unblock IP

Notes

The IP address of the client is pre-populated in the form and is not editable, so the client should visit this page using the offending IP.

Common Issues

- Direct Admin: If your module row is set to use a host name rather than an IP address, you may be encountering the following CSF issue. <https://forum.configserver.com/viewtopic.php?t=11837>