

ConnectReseller

Table of Contents

- 1 About ConnectReseller
- 2 Registrar Module Features
- 3 Installing ConnectReseller
- 4 Defining Pricing
- 5 Common Problems

About ConnectReseller


ConnectReseller is a popular domain name registrar offering private labeled programs for domainers. Learn more about ConnectReseller on their website at <https://www.connectreseller.com>.

Registrar Module Features

Register	Renew	Transfer	DNS Management	Email Forwarding	ID Protection	EPP Code	Pri
YES	YES	YES	YES	NO	YES	YES	

Installing ConnectReseller

1. Visit [Settings] > [Company] > [Modules] > Available.
2. Click the "Install" button within the ConnectReseller module listing.




ConnectReseller (ver 1.0.0)

Author: Phillips Data, Inc.


ConnectReseller is one of the largest Registrars that has created a of set completely private labeled programs for domainers.

Install

After installation click on "Add Account" to add your ConnectReseller account.



The module was successfully installed.



Manage ConnectReseller

Add Account Group

Add Account

Accounts

There are no Accounts.

Groups

There is no Account Group

Connectreseller - Add Account

Reseller Name

API Key

Add Account

Option	Description
Reseller Name	Enter your Reseller Name as provided by ConnectReseller.
API Key	Enter the API Key provided by ConnectReseller.

Defining Pricing

TLD Pricing is set within the Domain Manager under Packages > Domain Options.

Common Problems

- An error "Invalid API key" is returned by the API.
 - ConnectReseller has an IP whitelist. Make sure your API Key is correct, your Reseller Name is correct, and your IP address is whitelisted. Note that API calls may originate from the server's primary network interface, which may not be the same IP that your Blesta installation listens on.